



Press Club: Alliance Study

April 3, 2017

**Dr. Loren C. Scott
Loren C. Scott & Associates, Inc.
www.lorencscottassociates.com**

The Transitions

- **E.K. Long – OLOL (4/13)**
- **WO Moss – LC Memorial (6/13)**
- **U. Hospital – Lafayette Health System (6/13)**
- **UMC NO – LCMC Health NO (6/13)**
- **LJ Chabert – Terrebonne Gen/Ochsner (6/13)**
- **Huey P Long – Cabrini/Rapides Regional (7/13)**
- **U. Health – Biomedical Foundation (10/13)**
- **Bogalusa – Our Lady of Angels (3/14)**

A red ribbon graphic is located in the top-left corner of the slide, partially overlapping the white background. It appears to be a folded piece of fabric, with a white light flare emanating from its bottom edge.

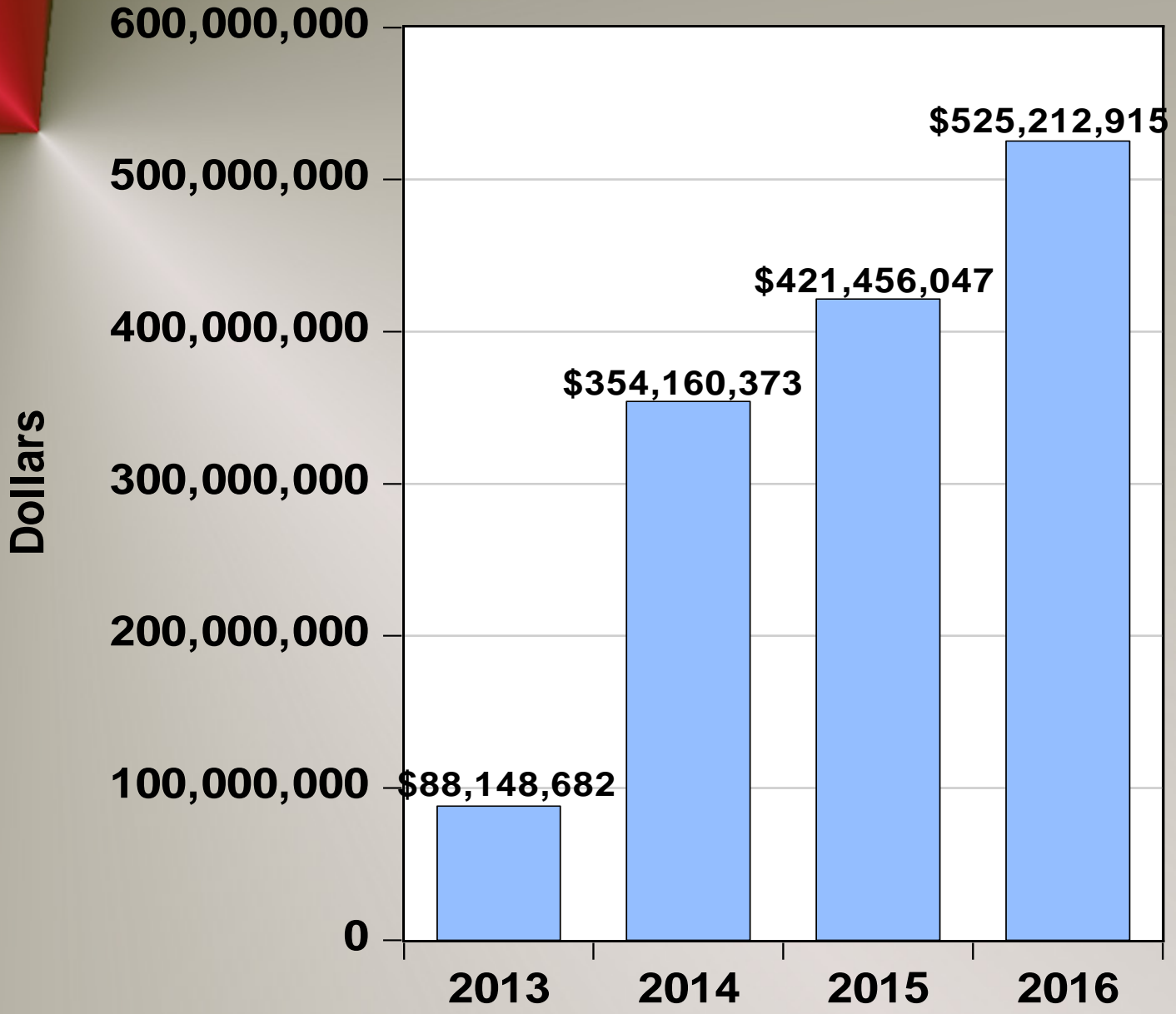
Focus: 3 Gains to the State Treasury

Impacts on the state economy

#1: Lease Payments to the State

- **Under some agreements, state retains ownership of the buildings & equipment in old charity system in return for lease payments from partners**
- **Plus, lease payments subject to Federal Medical Assistance Percentages (FMAP)**

Fig. 1: Lease Payments to the State

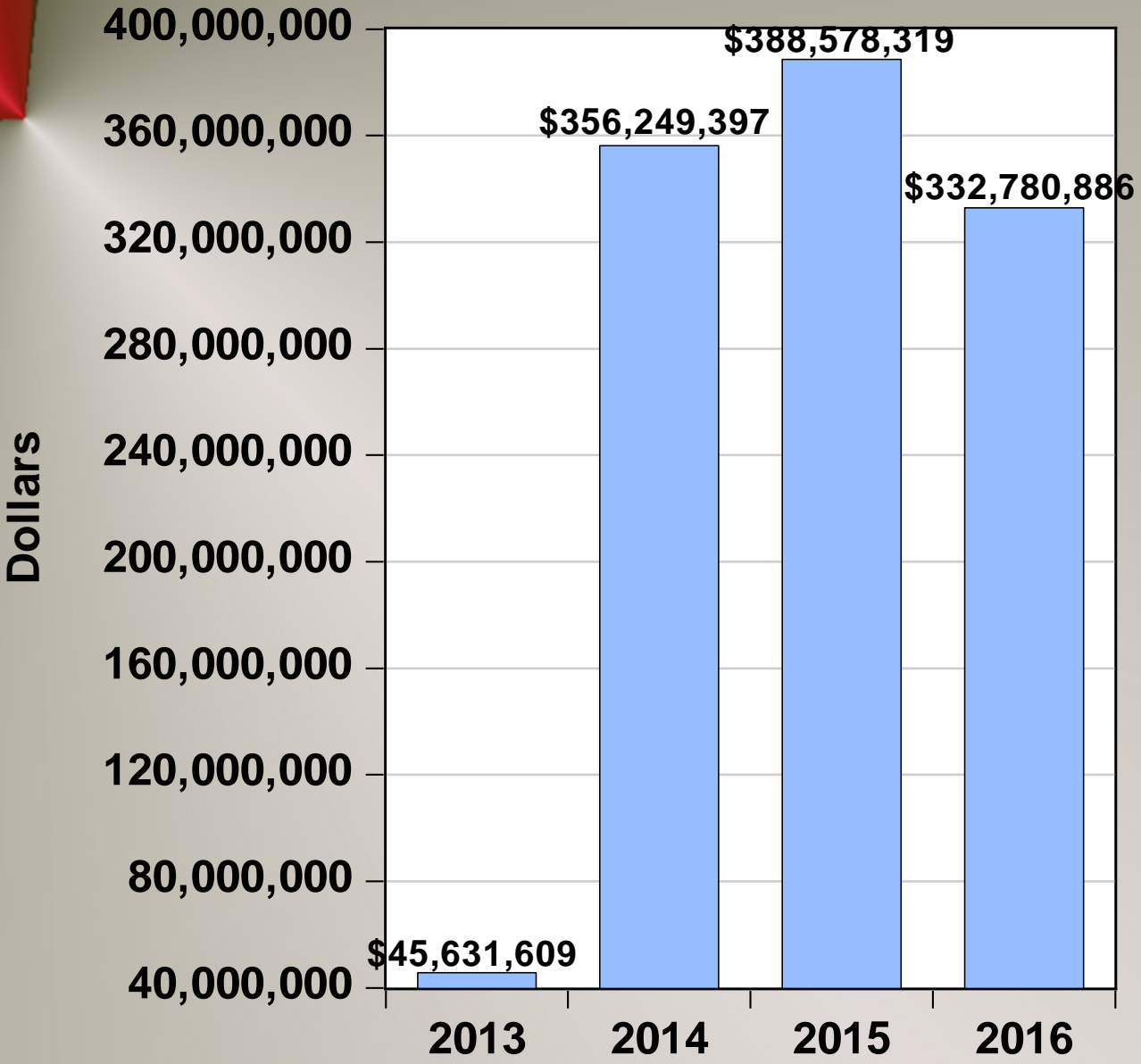




#2: FMAP for Physicians

**Payments made to physicians now
eligible for FMAP match**

Fig. 2: Physician FMAP Payments

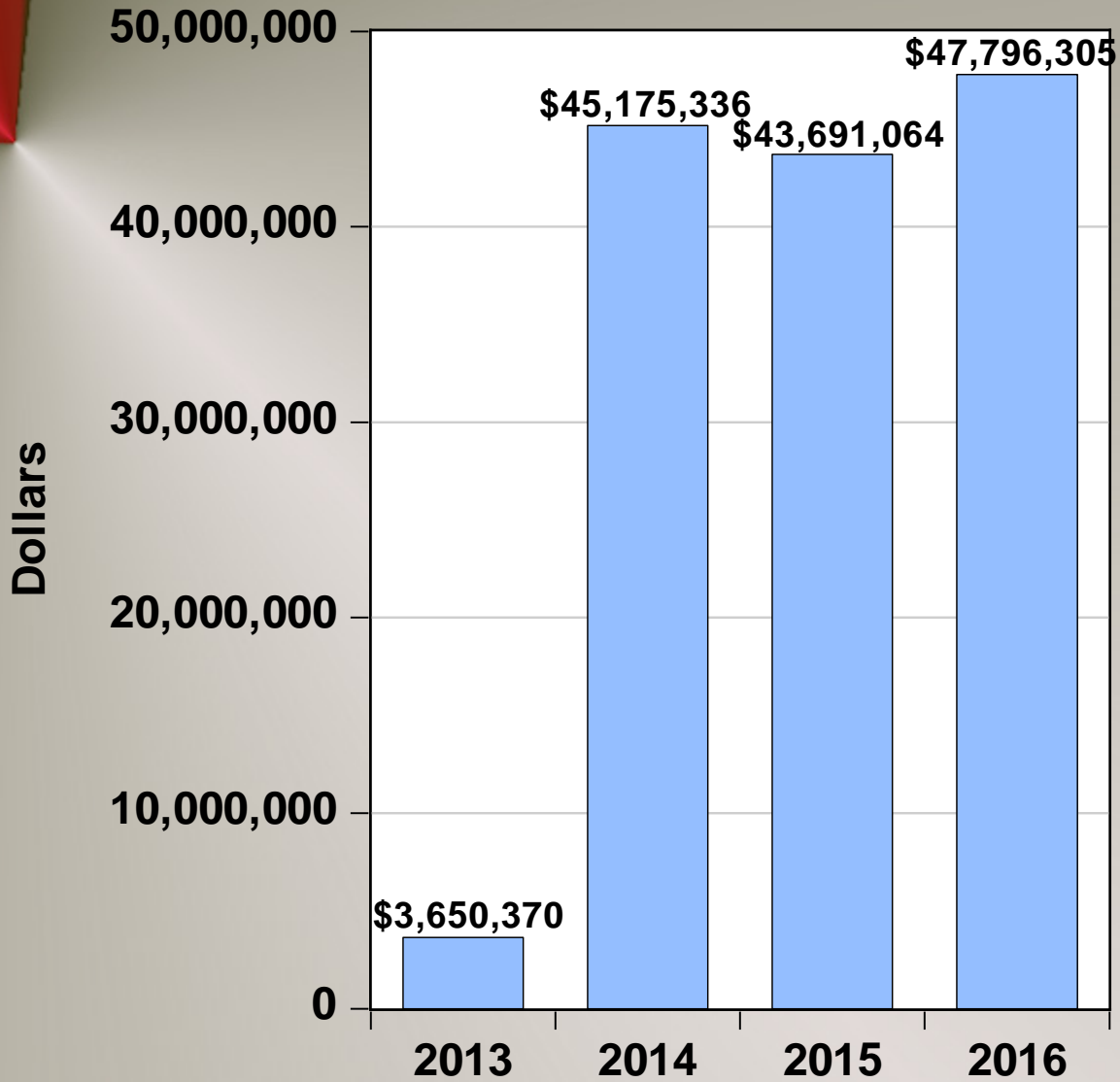




#3: Critical Capital Expenditures on facilities

**Payments the state would have had
to make absent the transition**

Fig. 3: New Capital Expenditures

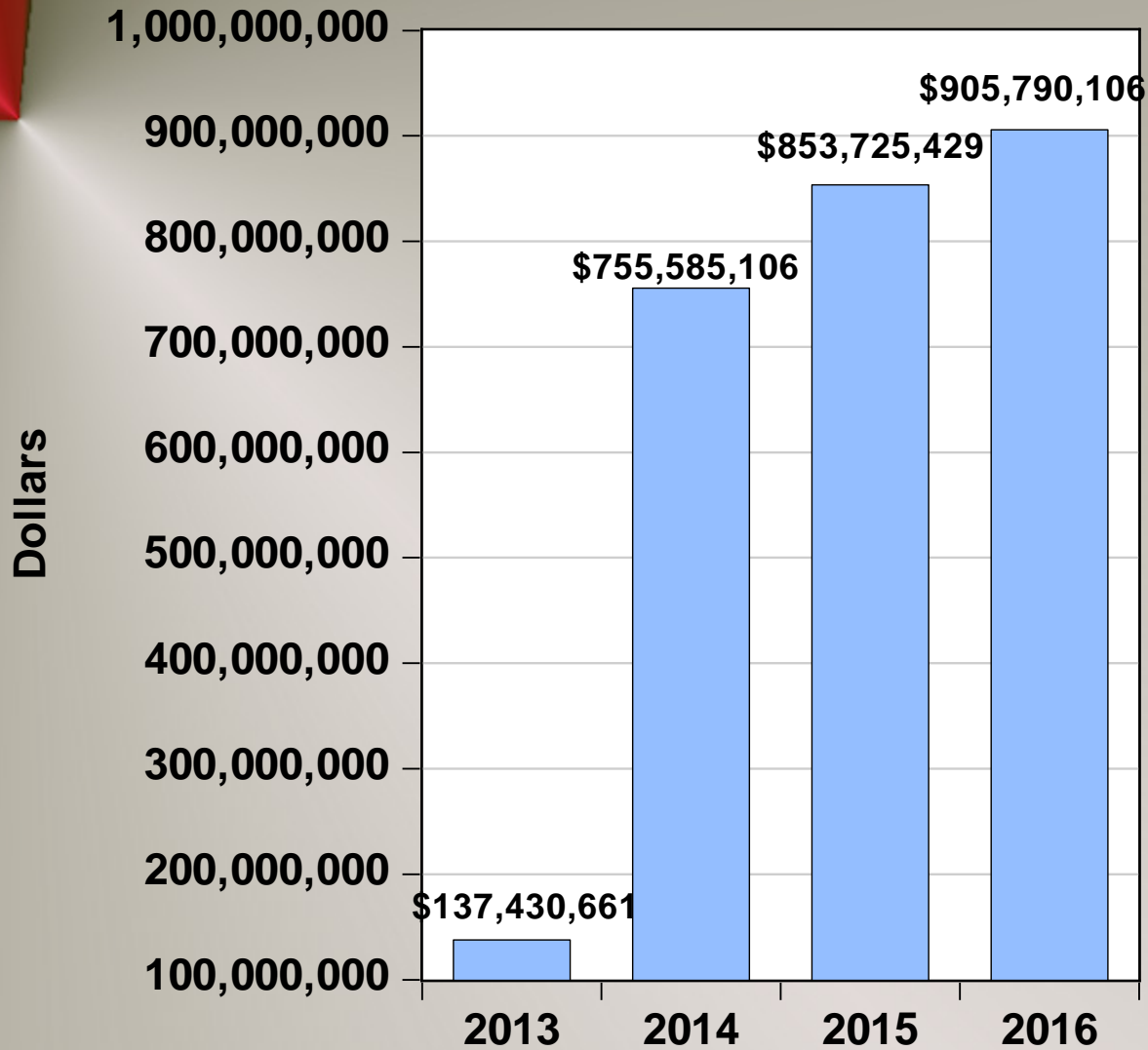


Source: Alliance of Public Private Partnership Hospitals

A red, folded-corner graphic in the top-left corner of the slide, casting a soft white glow onto the light gray background.

Total New Monies to the State from the Transition

Fig. 4: Total New Monies Due to Transition



Source: Alliance of Public Private Partnership Hospitals

A red ribbon graphic is located in the top-left corner of the slide, partially overlapping the white background.

Impact of this New Money Depends on How it was Spent

**Higher Education Versus
Healthcare**

50-50 Split Results

Year	Efficiency Gains	Sales	Earnings	Jobs	Taxes
2013	\$137.4	\$263.2	\$99.6	2,742	\$7.0
2014	\$755.6	\$1,447.3	\$547.8	14,772	\$38.3
2015	\$853.7	\$1,635.3	\$618.9	16,690	\$43.3
2016	\$905.8	\$1,735.0	\$656.7	17,527	\$46.0
Total	\$2,652.5	\$5,080.9	\$1,923.0	12,933*	\$134.6

A red ribbon graphic is located in the top-left corner of the slide, partially overlapping the white background. It is folded over itself, creating a triangular shape.

Other Efficiency Gains

**Graduate medical education was
saved in Louisiana**

Other Efficiency Gains

- **Across the board reductions in ER wait times**
 - **Increase in out-patient visits:**
 - **Houma: +60%**
 - **Lafayette: +49%**
 - **Average: +20%**
- **Urgent Care centers established-clinic visits:**
 - **Rapides Regional: +300%**
 - **Lafayette: +94%**
 - **St. Francis Cabrini: +34%**

Major Expansion/Establishment of Specialty Services

Oncology Services	ENT-Audiology
Neurosurgery	Orthopedics
Mental health	Pulmonology
Radiology	Cardiology
Infectious Disease	Electromyography
Dental services	Cataract Surgeries and other Eye procedures
Outpatient Therapy Rehabilitation	Kidney biopsies, outpatient dialysis

Efficiency Gains

- **Reduced cost per patient**
 - **L.J. Chabert: Down 12%**
 - **OLOL: dropped from \$4,137 to 1,690**
 - **University Hospital Lafayette: 23% reduction**



Press Club: Alliance Study

April 3, 2017

**Dr. Loren C. Scott
Loren C. Scott & Associates, Inc.
www.lorencscottassociates.com**